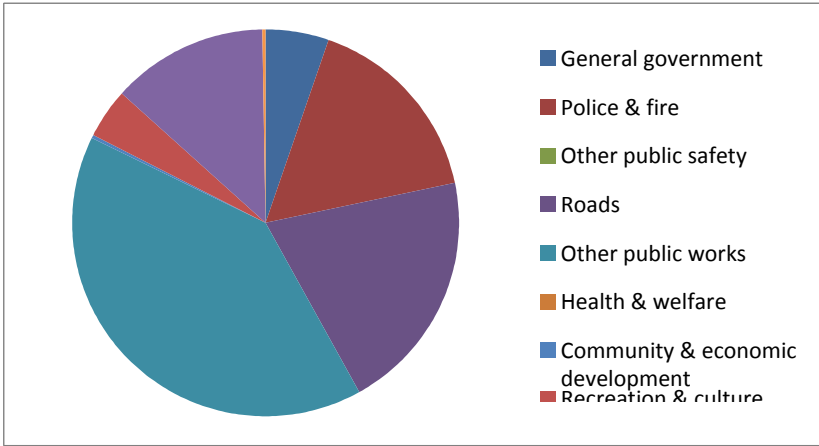


CITIZENS' GUIDE TO LOCAL UNIT FINANCES - Village of Mayville

EXPENDITURES

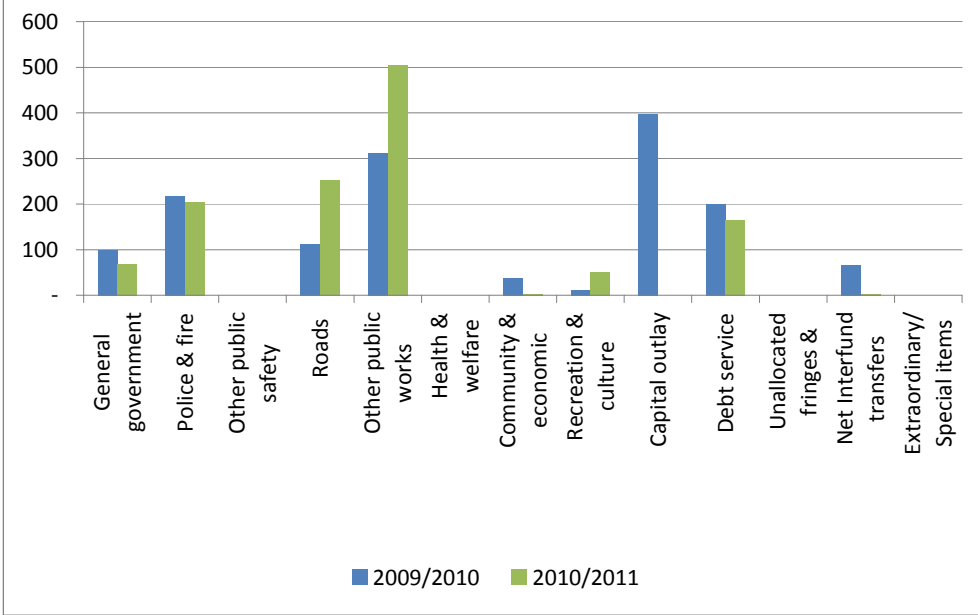
1. Where we spend our money (all governmental funds)



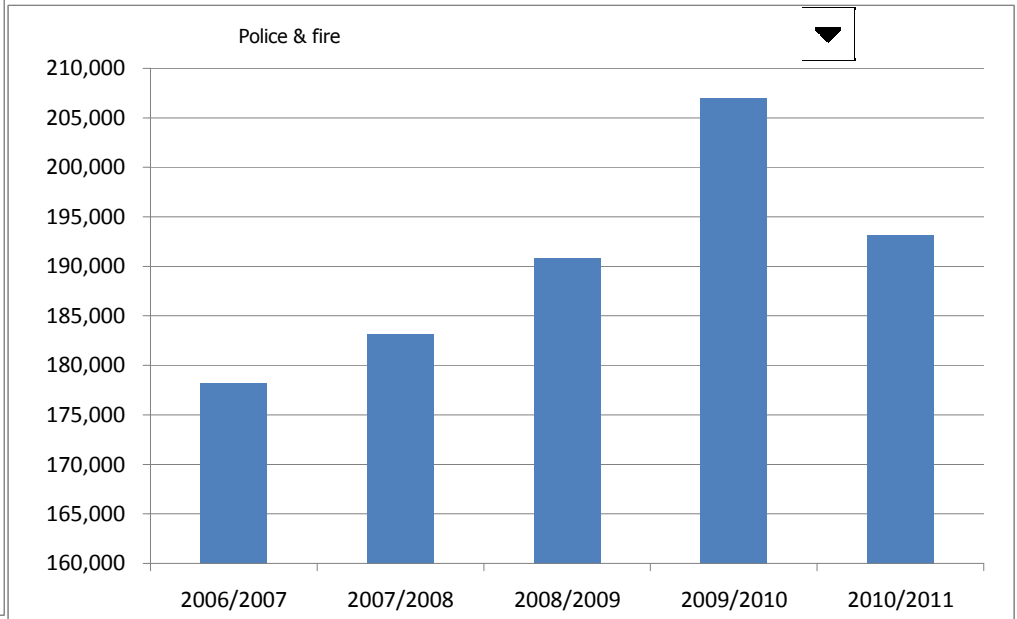
2. Compared to the prior year

	2009/2010	2010/2011	% change
General government	\$ 94,194	\$ 63,754	-32%
Police & fire	207,003	193,182	-7%
Other public safety	-	-	n/a
Roads	107,258	240,244	124%
Other public works	296,615	479,698	62%
Health & welfare	-	-	n/a
Community & economic develop	36,191	2,897	-92%
Recreation & culture	11,635	48,941	321%
Capital outlay	377,966	-	-100%
Debt service	190,587	156,391	-18%
Interfund transfers (net)	62,778	2,850	-95%
total expenditures	\$ 1,384,227	\$ 1,187,957	-14%

3. Spending per capita - compared to the prior year



4. Historical trends of individual departments:



We spend money on items as the Council salaries, Clerk and Treasurer positions and some dollars for the Police, Fire and Department of Pubic Works to function administratively. We also allocate dollars for police and fire protection, taking care of the streets, maintaining the water and sewer systems, maintaining Village property, taking care of professional costs when experts are contracted to help us deliver services such as an attorney, engineer, or consultant. Take a look at the charts above to see where our monies go.

For more information on our unit's finances, contact Wendy McKenney at (989) 843-6621.