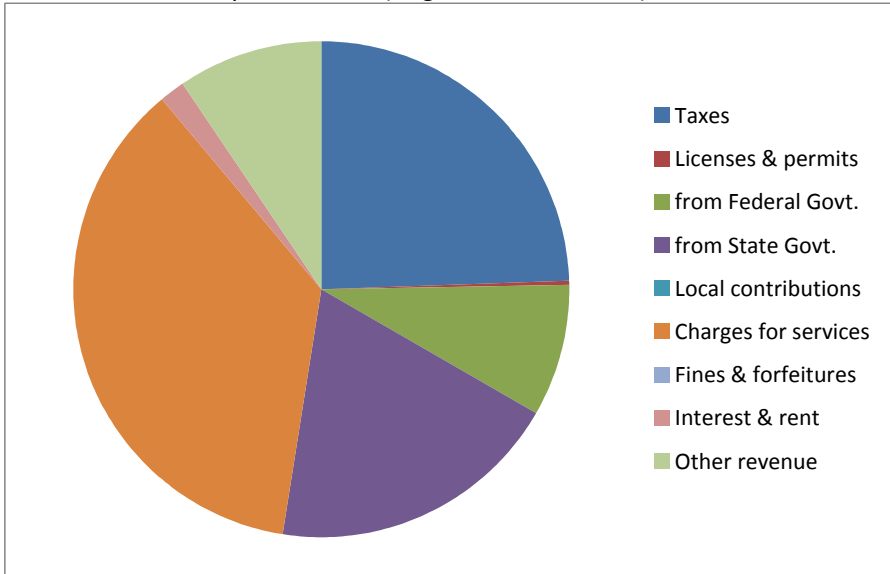


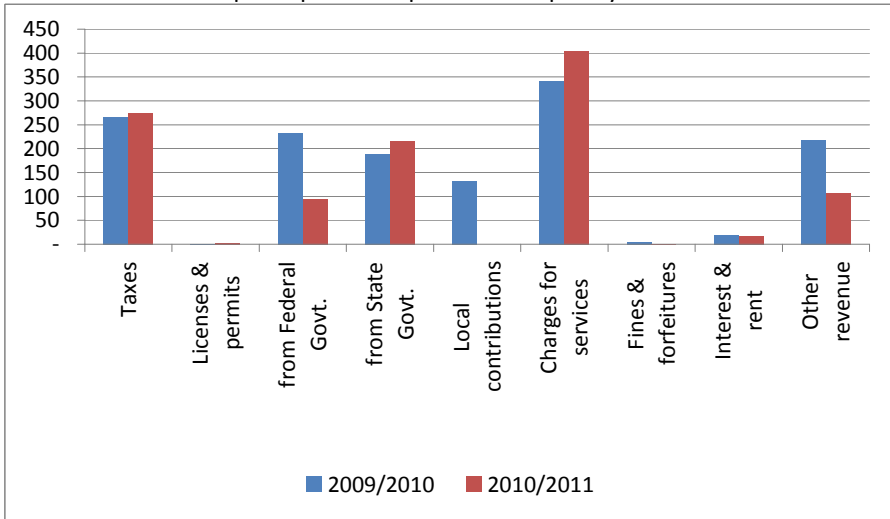
1. Where our money comes from (all governmental funds)



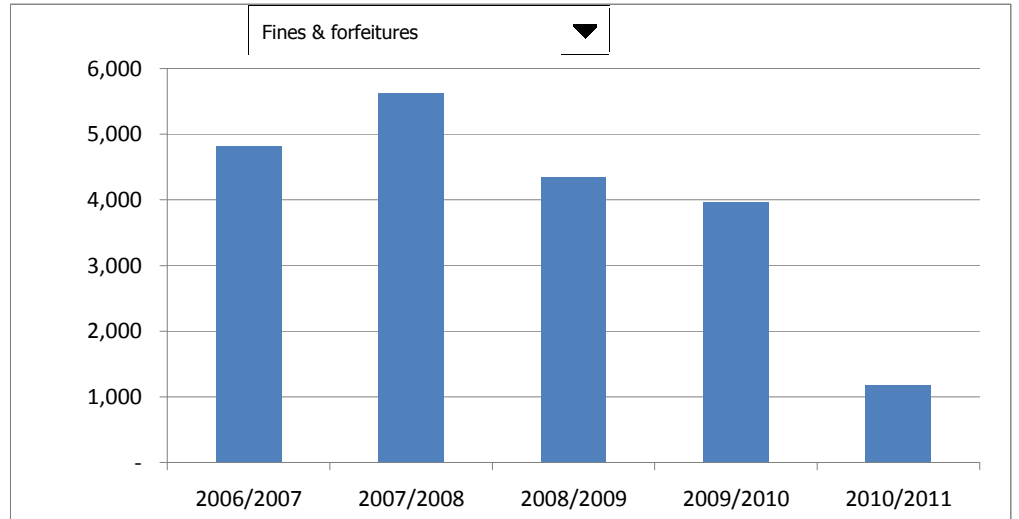
2. Compared to the prior year

	2009/2010	2010/2011	% change
Taxes	\$ 252,272	\$ 260,245	3%
Licenses & permits	420	2,119	405%
from Federal Govt.	221,749	90,198	-59%
from State Govt.	178,718	203,895	14%
Local contributions	125,938	-	-100%
Charges for services	324,007	383,910	18%
Fines & forfeitures	3,967	1,170	(1)
Interest & rent	18,253	16,429	(0)
Other revenue	207,256	101,446	-51%
<b>Total</b>	<b>\$ 1,332,580</b>	<b>\$ 1,059,412</b>	<b>-20%</b>

3. Revenue sources per capita - compared to the prior year



4. Historical trends of individual sources



*The Village collects monies through property taxes, user fees, permits, licenses and other sources. Look at the charts above to see how the dollars are coming in to the Village.*